

# INTEGRA



## **EVOLVE** Manual Pipette

Set volumes in the blink of an eye instead of a twist of the wrist!

## EVOLVE manual pipette

The EVOLVE manual pipette features three adjustable dials to rapidly set volumes. This revolutionary approach reduces repetitive stress injuries and allows users to set volumes in a fraction of the time it takes with a traditional manual pipette.

EVOLVE pipettes together with INTEGRA's wide range of GripTips form a perfect pipetting system. GripTips snap into place with minimal tip loading effort, providing a secure connection. GripTips never fall off and are perfectly aligned, ensuring the precise touch off of fluid resulting in superior pipetting performance.

Two unique plunger springs allow users to customize the plunger force to their preference. This option allows users to slow the aspiration and dispense speeds resulting in improved pipetting technique and results. The controlled plunger spring option is compatible with all single channel EVOLVE pipettes except the 5 ml model. Changing the spring is completed in seconds. The ultra lightweight, well balanced design of the pipettes provides unsurpassed ergonomics even during prolonged pipetting sessions.



### Adjust volumes more than ten times faster

Unlike traditional pipettes which utilize a single rotating plunger to set volumes, EVOLVE features one dial for setting each of three volume digits. This is the same convenient method used to unlock three dial combination locks. This revolutionary approach allows users to set volumes more than ten times faster than standard manual pipettes. Simply depress and twist the plunger to release spring tension from the volume dials. This allows users to freely adjust all dials in either direction. Once set, twist and return the plunger to the up position. Volumes set on traditional manual pipettes can often change while pipetting due to unintentional plunger turns. The EVOLVE Quick Set Dial design prevents inadvertent volume drift due to plunger movements while pipetting.

Seconds required to travel entire working volume range



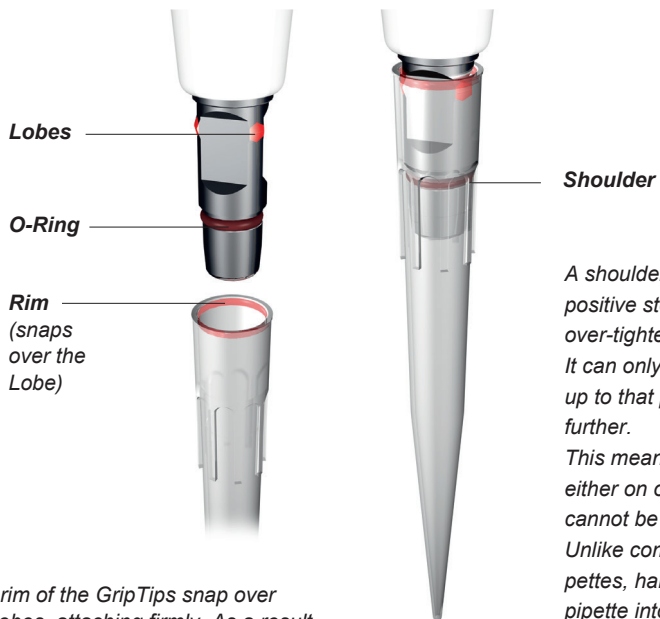
EVOLVE



Traditional manual pipettes



## GripTips snap on



The rim of the GripTips snap over the lobes, attaching firmly. As a result, GripTips will never accidentally fall off, even after several touch-offs.

A shoulder provides a positive stop to prevent over-tightening of the tip. It can only be attached up to that point and no further. This means, the tip is either on or off, but cannot be in between. Unlike competitive pipettes, hammering the pipette into the tips to make sure they attach correctly is not required.

Do your pipette tips ever loosen, leak or fall off? This is a common issue in laboratories, caused by the use of universal pipette tips. Such tips require “hammering on” which distorts the shape of the pipette tip rim. The distorted pipette tip rim immediately starts moving back to its original shape, away from the tip cone. This can cause leaking, unaligned tips and even pipette tips that completely fall off the pipette!

This will never happen with any EVOLVE pipette / GripTip combination. Featuring a low attachment force and a low ejection force; GripTips effortlessly snap onto the tip fittings and are easily ejected. Also, Grip-Tips feature a high lateral resistance once attached to EVOLVE pipettes. This means GripTips are always firmly attached and perfectly aligned, regardless of how many side well touch offs are performed. You no longer have to hammer your pipette tips on or worry about pipette tips falling off!

## Linear stand and shelf hook options

Storing pipettes upright is important to prevent liquid or debris from entering the tip fitting. Proper storage also extends the life of a pipette. The INTEGRA linear stand is ideal for hanging EVOLVE pipettes up off the lab bench. Up to twelve manual pipettes can be placed on a linear stand. EVOLVE shelf hooks are also available for proper storage.



Linear stand (3215)



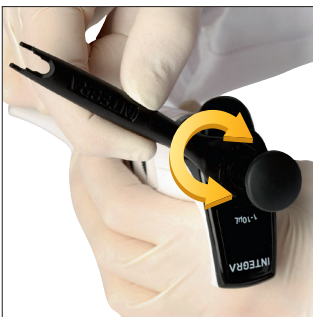
Shelf hook (3211)



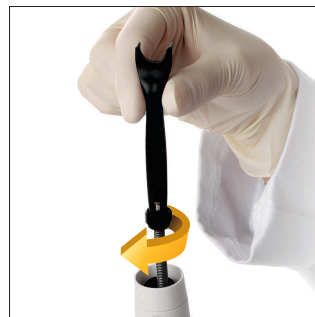
Users can add up to four charging / communication stations to convert the linear stand into a charging option to charge any INTEGRA electronic pipette. A mains adaptor is also required to convert the linear stand into a charging stand.

\* For a complete list of linear stand accessories see ordering information.

## Accessories included with pipette



**Multipurpose tool (3200)**  
for calibration, O-ring removal and plunger spring exchange



**Plunger caps**  
Color coded

# Ordering information

Instrument	Channels	Volume range	Part No.
<b>EVOLVE</b> manual pipettes	Single	0.2 - 2 µl	3011
		1 - 10 µl	3012
		2 - 20 µl	3013
		10 - 100 µl	3015
		20 - 200 µl	3016
	Eight	100 - 1000 µl	3018
		500 - 5000 µl	3019
		1 - 10 µl	3022
		5 - 50 µl	3024
	Twelve	10 - 100 µl	3025
		20 - 200 µl	3026
		1 - 10 µl	3032
		5 - 50 µl	3034
	Sixteen	10 - 100 µl	3035
		20 - 200 µl	3036
		1 - 10 µl	3042
5 - 50 µl		3044	
		10 - 100 µl	3045
Single channel starter pack, includes 20, 200 and 1000 µl pipettes			3050

EVOLVE accessories	Part No.
Multipurpose tool for calibration, O-ring removal and plunger spring exchange	3200
Shelf hook, 1/pack	3210
Shelf hook, 5/pack	3211
Linear stand (holds up to 4 charging stations, mains adapter and charging stations sold separate)	3215
Mains adapter, for use with linear stand	3216
Charging station for linear stand (incl. one station and one connection cable)	3217
Charging / communication station for linear stand (incl. one station and one connection cable)	3218
Control spring assembly (for single channel pipettes 2, 10, 20, 100, 200 and 1000 µl only)	3230

GripTip Volumes	Description	EVOLVE Volumes	Part No. Sterile Filter	Part No. Sterile	Part No. Non-Sterile
12.5 µl LONG	5 Racks of 384 GripTips	2, 10, 20 µl	4405	4404	4403
12.5 µl	5 Racks of 384 GripTips	2, 10, 20 µl	4415	4414	4413
125 µl	5 Racks of 384 GripTips	50, 100 µl	4425	4424	4423
300 µl	5 Racks of 96 GripTips	200 µl	4435	4434	4433
1250 µl	5 Racks of 96 GripTips	1000, 1250 µl	4445	4444	4443
1250 µl SHORT	5 Racks of 96 GripTips	1000, 1250 µl	4495	4494	4493
5000 µl	5 Racks of 48 GripTips	5000 µl	4455	4454	4453
12.5 µl LONG	Bulk, 1 bag of 1000 GripTips				4401
12.5 µl	Bulk, 1 bag of 1000 GripTips				4411
125 µl	Bulk, 1 bag of 1000 GripTips				4421
300 µl	Bulk, 1 bag of 1000 GripTips				4431
1250 µl	Bulk, 1 bag of 500 GripTips				4441
1250 µl SHORT	Bulk, 1 Bag of 500 GripTips				4491
5000 µl	Bulk, 1 bag of 250 GripTips				4451
5000 µl	Bulk, 1 bag of 100 GripTips, indiv. wrapped			4456	

GripTip GREEN CHOICE Inserts Volumes	Description	EVOLVE Volumes	Part No. Pre-Sterilized	Part No. Non-Sterile
12.5 µl LONG	5 Inserts of 384 GripTips	2, 10, 20 µl	4402	4406
12.5 µl	5 Inserts of 384 GripTips	2, 10, 20 µl	4412	4416
125 µl	5 Inserts of 384 GripTips	50, 100 µl	4422	4426
300 µl	5 Inserts of 96 GripTips	200 µl	4432	4436
1250 µl	5 Inserts of 96 GripTips	1000, 1250 µl	4442	4446
1250 µl SHORT	5 Inserts of 96 GripTips	1000, 1250 µl	4496	4492

Replacement O-rings	Part No.
O-ring for 200/300 µl tip fitting, replacement kit, 24/pack	100-00027-50
O-ring for 1000/1250 µl tip fitting, replacement kit, 24/pack	100-00028-50
O-ring for 5000 µl tip fitting, replacement kit, 10/pack	100-00029-00

## Productive pipetting tools


### VIAFLO electronic pipettes

VIAFLO electronic pipettes together with INTEGRA's wide range of GripTips form a perfect pipetting system. GripTips snap into place with minimal tip loading effort, providing a secure connection.



### VOYAGER adjustable spacing pipettes

Simply press a button to adjust the tip spacing to accommodate a wide variety of labware, such as micro-centrifuge tubes, agarose gels and various plate formats.



### VIAFLO 96 and VIAFLO 384 96 and 384 channel handheld pipettes

Affordable and easy to use electronic handheld 96 and 384 channel pipettes. Interchangeable pipetting heads allow you to adapt the instruments to different volume ranges.



**INTEGRA Biosciences AG**  
7205 Zizers, Switzerland  
T +41 81 286 95 30  
F +41 81 286 95 33  
info@integra-biosciences.com

**INTEGRA Biosciences Corp.**  
Hudson, NH 03051, USA  
T +1 603 578 5800  
F +1 603 577 5529  
info-us@integra-biosciences.com

**INTEGRA Biosciences Ltd.**  
Thatcham, Berks RG19 4EP, UK  
T: +44 1635 797000  
F: +44 1635 797001  
info-uk@integra-biosciences.com



www.integra-biosciences.com

**INTEGRA**